



FAX ORDER FORM

Fax Order To: 800-230-8687



H50040



H50050



MP5050GD



MP5050WM

ITEM #	DESCRIPTION	PRICE	QTY	SUBTOTAL
H50040	EMERGENCY PREPAREDNESS AND RESPONSE	\$249.00		
MP5050KT	EMERGENCY RESOURCE MANUAL & MANAGEMENT GUIDE KIT 1 Emergency Preparedness Planning Resource Manual w/CD (Item # H50050) 1 Emergency Management Guide (Item # MP5050GD)	\$369.00 BEST BUY		
H50050	EMERGENCY PREPAREDNESS PLANNING RESOURCE MANUAL	\$295.00		
MP5050GD	EMERGENCY MANAGEMENT GUIDE <i>Consider placing one guide at each nursing station, kitchen, front desk, administrative office, etc.</i>	1-4 \$109.00/ea. 5-9 \$99.00/ea. 10+ \$89.00/ea.		
MP5050WM	EMERGENCY MANAGEMENT GUIDE WALL MOUNT	1-4 \$16.50/ea. 5-9 \$14.50/ea. 10+ \$13.50/ea.		

Shipping is not included in price.
Call MED-PASS at 800-438-8884 for shipping cost.

TOTAL

Ship: Regular Ground 3-5 Days 2nd Day Air Next Day Air Preferred Carrier: UPS FedEx
 • Orders received by 4 p.m. EST will ship same day. You will be notified if there is a backorder.
 • Sales tax applicable in Ohio. • Prices subject to change.

Contact Name		Title		Business Name	
Shipping Address				Billing Address (if different from Shipping Address)	
City		City			
State	Zip	State	Zip		
Phone () ()		Fax () ()		Purchase Order#	
<input type="checkbox"/> Bill Me <input type="checkbox"/> Charge to Credit Card		Name on Card			
Credit Card: <input type="checkbox"/> Master Card <input type="checkbox"/> VISA <input type="checkbox"/> AMEX <input type="checkbox"/> Discover					
Card Number		Expiration Date /		Signature	
				Order Date	

Please print clearly.

Return policy available upon request or visit www.med-pass.com

MED-PASS and the MED-PASS logo contained herein are either registered trademarks or trademarks of MED-PASS, Inc. Other product and company names mentioned herein may be the trademarks of their respective owners.




10800 Industry Lane
Miamisburg, OH 45342

Phone 800-438-8884
937-438-8884

Fax 800-230-8687
937-438-8361


EMERGENCY PREPAREDNESS RESOURCES

SEE INSIDE FOR DETAILS



H50040

EMERGENCY PREPAREDNESS AND RESPONSE
POLICY AND PROCEDURE MANUAL



H50050

EMERGENCY PREPAREDNESS PLANNING
RESOURCE MANUAL



MP5050GD

EMERGENCY MANAGEMENT GUIDE
Consider placing one guide at each nursing station, kitchen, front desk, administrative office, etc.



MP5050WM

EMERGENCY MANAGEMENT GUIDE
WALL MOUNT



Phone 800-438-8884
937-438-8884

www.med-pass.com
www.heaton.org

Fax 800-230-8687
937-438-8361

Co-developed with:



EmergencyRes (04/11)

Emergency Preparedness Planning and Resource Manual


The **Emergency Preparedness Planning and Resource Manual** is a facility's guide to creating a customized disaster and emergency plan. The manual includes topics such as emergency preparedness, collaboration and planning through response and after incident recovery. Emergencies and disasters covered in the manual run the continuum from medical emergencies to nuclear power incidents to natural disasters to pandemic flu, with emergency procedures and job tasks pertaining to each. The manual also contains detailed information on creating an incident command system.

This thorough manual **includes a CD tool to create a customized Facility Disaster Plan** that can be printed and distributed within a facility.

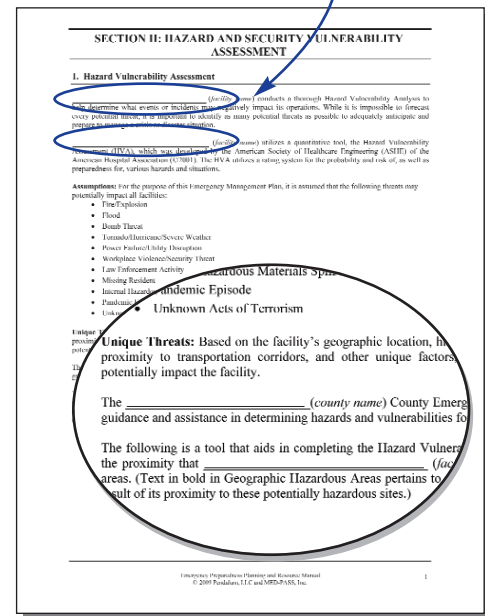
Sections in the Emergency Preparedness Planning and Resource Manual are:

- Introduction to the Emergency Management Plan
- Hazard and Security Vulnerability Assessment
- Emergency Preparedness Collaboration
- Emergency Preparedness and Planning
- Emergency Response
- After Incident Recovery
- Emergency Plan Maintenance

Visit med-pass.com to view a detailed Table of Contents, keyword: **H50050**



PDF on CD allows easy "fill-in-the-blank" creation of custom Facility Disaster Plan




A great companion piece to the Emergency Preparedness Planning and Resource Manual

The **Emergency Management Guide** is a handy quick reference to use during emergency situations that could affect a facility. The guide gives a facility at-a-glance reminders and instructions for emergencies ranging from severe weather to workplace violence to missing residents. The guide has an area for facility-specific contact information to be added.



Emergency Management Guide Topics:

- Medical Emergency
- Pandemic Episode
- Workplace Violence/Threat of Violence
- Hazardous Material/Waste Spill/Release
- Nuclear Power Incident
- Terrorist Attack
- Suspicious Package/Bomb Threat
- Missing Resident
- Utility Outage
- Fire Emergency
- Severe Weather/Natural Disaster



Emergency Management Guide Wall Mount



Item # MP5050WM

Emergency Preparedness and Response Policy and Procedure Manual

H50040

Emergency Preparedness and Response Policy and Procedure Manual

Extensively revised to reflect industry and governmental agencies' changing approach to disaster management that emphasizes disaster preparedness.

The 2011 edition of this manual has been extensively revised and updated to address new challenges senior care facilities, including long-term care, assisted living and in-patient hospice, face outside the scope of traditional disaster planning. The model policies and procedures in this manual are crafted to help facilities attain a high level of readiness for disaster response and recovery.

Chapter Organization

- Each chapter includes an appendix containing documents that support the policies and procedures in the chapter.
- Policies are listed in alphabetical order in the beginning of the chapter, followed by the procedures in alphabetical order.
- All "Emergency Procedures" are grouped together in each chapter to facilitate access during emergencies.


Document Organization

- A "Highlights" column allows user to quickly scan the page for content.
- "References" box provides specific OBRA regulatory numbers, survey tag numbers and related documents.
- The procedures include "policy statement", "policy interpretation and implementation", procedural steps and, where applicable "emergency job tasks" which explain the responsibilities of each discipline during the procedure.

Accompanying CD contains:

- Policies and Procedures in Microsoft® Word files for easy customization.
- PDF version of the manual with hyperlinks allows for quick reference look-up of F-tags, regulations and more.
- Emergency Procedures procedural steps provided in a summarized, printable version.
- Emergency job tasks in Microsoft® Word files detailing responsibilities of each discipline for 20 different events that can be printed and used for training and drills.
- Additional support documentation also found on CD (not found in printed copy).

To learn more about this manual and see a detailed Table of Contents and a Sample Policy – visit med-pass.com and enter **H50040** in the Search box.



H50040

Manual & CD

\$249.00

CD Included

Organized in eight chapters:

Chapter 1 – All Hazards Planning and Preparation

Chapter 2 – All Hazards Response

Consist of policies and procedures that help facilities plan for and respond to most emergencies. By understanding and following the policies and procedures in these chapters, facilities will establish a framework for rapid and effective response to most situations.

Chapter 3 – Fire Safety and Prevention

Chapter 4 – Epidemic/Pandemic Preparation and Response

Chapter 5 – Severe Weather Preparation and Response

Chapter 6 – Terrorism Preparation and Response

Contain procedures that outline measures to be taken in specific disaster situations. The policies in these chapters address planning needs that are unique to each type of disaster and will reinforce the general "all hazards" policies in Chapters 1 and 2.

Chapter 7 – Miscellaneous Hazards and Emergencies

Addresses smaller-scale incidents that may affect as few as one resident, yet still constitute emergency situations. This chapter is designed to help facilities plan for such incidents in advance, and to minimize disruption if they occur.

Chapter 8 – After Incident Recovery

Focuses on after-incident recovery, addressing issues such as re-entry into the facility, damage assessment, recovery analysis and reopening the facility.